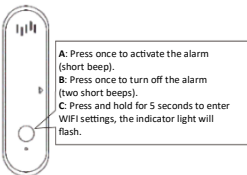
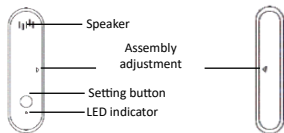


EN Manual for Solight Smart WiFi Door/Window Alarm 1D100DW



Description of the device



Specifications

- Battery: Alkaline batteries (2x 1.5V AAA)
- Quiescent current: $\leq 180\mu\text{A}$
- Alarm current: $\leq 70\text{mA}$
- Volume: 80dB (up to 1m)
- Working distance: $\geq 15\text{mm}$
- Low battery warning
- Working temperature: $-10^{\circ}\text{C} \sim 55^{\circ}\text{C}$
- Working humidity: 10% \sim 90%RH
- Wi-Fi: IEEE 802.11 b/g/n 2.4GHz
- The device is intended for indoor use

Instructions for use

1. Push the holder on the back upwards and remove it.



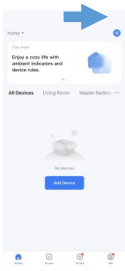
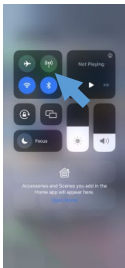
2. Insert the batteries into the battery tray, see picture. After inserting the batteries, the indicator lights always turn on and off.



3. Download the Smart Life mobile app via Google Play for Android devices or the App Store for iOS devices.



4. First, turn on Bluetooth on your mobile phone, open the Smart Life app and select "+", then hold the "set" button for about 5 seconds until the indicator starts flashing.



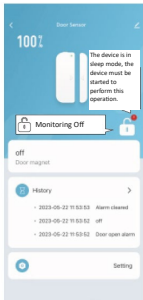
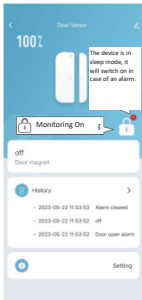
5. After that, the mobile app will display "Discovering devices". After finding the device, press "Go to add", select the WiFi network and enter the password for it. The device will automatically connect.



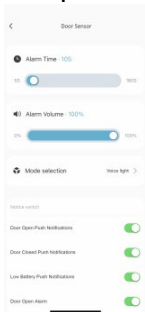
6. After successful connection:

The app will alert you when the door is opened/closed.

- ① Turning on the alarm (turning on monitoring).
- ② Turning off the alarm (turning off monitoring).



Description of functions



Alarm time

You can set the time for which the alarm is activated when the door is opened. (5s - 180s)

Alarm volume

Alarm volume can be set (0-100%). When set to 100%, the volume is 80dB

Door open alarm

When this feature is enabled, the app will send a pop-up notification and an audio alert to your mobile phone when the door is opened.

Device sharing

You can share your added devices with family members so they can also monitor their surroundings.

Smart Linking

When the door is opened, the Tuya Smart Light can be switched on by linking; when the door is closed, the Tuya Smart Light can be switched off by linking.

Third-party voice control

Your device is compatible with Amazon Alexa and Google Assistant.

Battery lifetime

The more the door sensor is triggered, the shorter the battery life (battery life will depend on the time the sensor is triggered).



The product has been issued with a CE Declaration of Conformity and a Declaration of Performance in accordance with the applicable regulations. On request from the manufacturer: info@solight.cz or download www.solight.cz